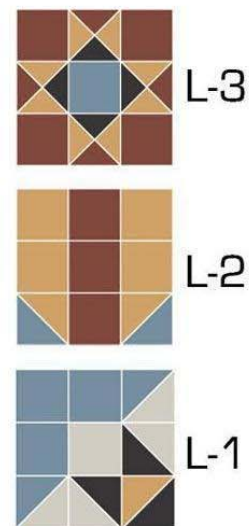
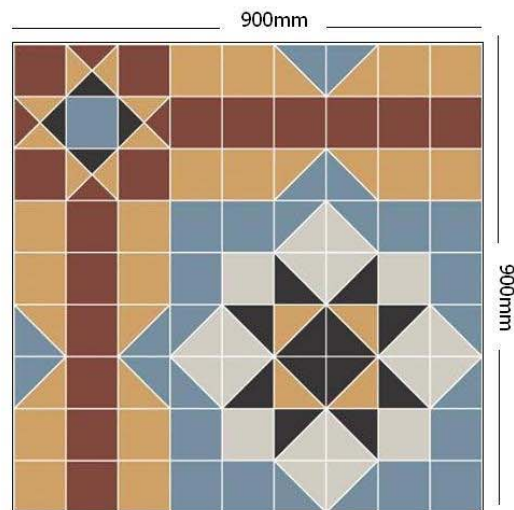



LISBON



SHEET 300 x 300 mm

96 x 96
2TR 63 x 63
4TR 93 x 93



module = 0,81m²

For calculation in standard design of nr. of sheets L-1, L-2, L-3, shall be considered a module of 90x90cm(0,81m²) (L-1 = 4 sheets, L-2 = 4 sheets, L-3= 1 sheet)