




1A 14/16




1A 16/14




1B 14/16




1B 16/14




2A 14/16




2A 16/14




2B 14/16



2B 16/14




2C 14/16




2C 16/14




2D 14/16




2D 16/14




3A 14/16



3A 16/14




3B 14/16



3B 16/14



3C 14/16



3C 16/14

**VICTORIAN INSERTS ON MESH
10x10 (96x96x8)**